

Emergency Action Plan
Independent Solar Project
206 Milton Tpke, Milton, NY 12547
LAT: 41.6663 LONG: -73.9778
Prepared by: Dennis Costner

1.0 Construction Emergency Response Plan for CYPRESS CREEK

The (EAP) emergency action plan will take effect in the case of a Safety, fire or Medical Emergency. The plan will be initiated by three horn blasts and followed with radio or cellular communications as applicable. Once the three horn blasts are heard, supervision must immediately clear the air waves of all non-essential traffic and wait for further instruction, as applicable. The emergency radio channel will be channel 5. All incident responders should communicate with the Cypress Emergency Response Coordinator (ERC). The ERC will coordinate with all municipals prior to the start of the project to provide them with a scope of work, emergency procedures and how to access the site.

2.0 Pre-Emergency Planning

Cypress Creek's Emergency Response Coordinator (ERC), which is the onsite safety manager. The (ERC) will perform applicable pre-emergency planning tasks before starting field activities and will coordinate emergency response with onsite personnel, the facility and the local emergency service providers. These activities include the following:

- Ensure that there is a good contact list for all personnel onsite See Section 10.0.
- Verify that two way radio communications are available and serviceable.
- Verify that all emergency contact information is correct and up to date.
- Post "Exit and Fire Extinguishers" signs above exit doors and above locations of fire extinguishers, also keep areas exits and fire extinguisher access clear.
- Evaluate site condition, onsite operations, and personnel availability for emergency response procedures.
- Take an inventory of the site's equipment, supplies and potable water.
- Visit with local fire department, EMS, coordinate with a local doctor's office to handle advanced first-aid incidents and locate the local hospital.
- Communicate emergency procedures for site hazards such as personal injury, exposures, fires, explosions and releases.
- The Safety team will brief new workers on the emergency action plan and evaluate emergency response actions during a new hire orientation.

3.0 Emergency Equipment and Supplies

The onsite Safety Coordinator for Cypress Creek will ensure the following emergency equipment is on site and that the equipment is functional and serviceable. The Safety Coordinator will also note the locations of equipment and communicate that to all employees:

Emergency Equipment and Supplies include:

- Appropriate number and size of Class A, B, and C Fire Extinguisher based on construction site and construction activities
- Medical Jump Bag
- First Aid kit located in office
- AED
- Potable water
- Blood borne Pathogen Kit
- Additional equipment needed for site specific reasons
- Spill Kits
- Spill containment systems as required
- Lightning monitor
- WBGT meter

4.0 Incident Response

In case of a fire, explosion or chemical release, please follow the steps below:

- Alert the appropriate response personnel, Milton Fire District
- Shut down operations and evacuate the immediate work area.
- Perform a head count of the designated assembly area(s).
- Assess the need for site evacuation, and evacuate the site as warranted.
- Conduct Incident Notification, Reporting and Investigation as required by OSHA and employer.
- Notify and submit reports to clients to owner and municipalities as required.

Please note: Fires or spills that present a minimal safety or health hazard may be controlled with onsite spill kits or fire extinguishers without activating the sites evacuation procedure. When in doubt evacuate.

5.0 Emergency Medical Treatment

In the event that emergency medical treatment is needed whether life threatening or not, it must be immediately reported to site safety (ERC). Site safety will evaluate the course of action that is needed. Major medical emergencies include injuries of severe bleeding, loss of consciousness, breathing or heart failure. A minimum of two first aid, CPR and AED trained persons shall be onsite at all times for medical emergencies. In the event of such, please follow the steps below:

- Notify Safety.
- Notify 911 or other appropriate emergency response authorities that are listed at the site.
- Initiate first aid and CPR and AED if needed.
- Make certain that the injured person is accompanied by Safety personnel to the doctor or emergency room.

6.0 Evacuation

The site map should have clear detailed evacuation routes, assembly areas, severe weather shelters as well as any alternative routes and assembly locations.

- The Cypress primary Muster point is the admin trailer.
- The Cypress secondary Muster is the Laydown yard.
- If site evacuation is needed Milton Fire District will become the muster point.
- The evacuation routes are shown on the map in section 9.0.
- All members of staff will gather at the muster point upon hearing the emergency signal for evacuation.
- The Safety personnel and a “buddy” will remain on the site after the site has been evacuated, if the situation is safe to assist local responders
- The Safety team will account for all personnel in the onsite assembly area.
- A designated person will account for personnel at alternate muster area(s).
- The Safety Coordinators will follow the incident reporting protocols.

7.0 Inclement Weather

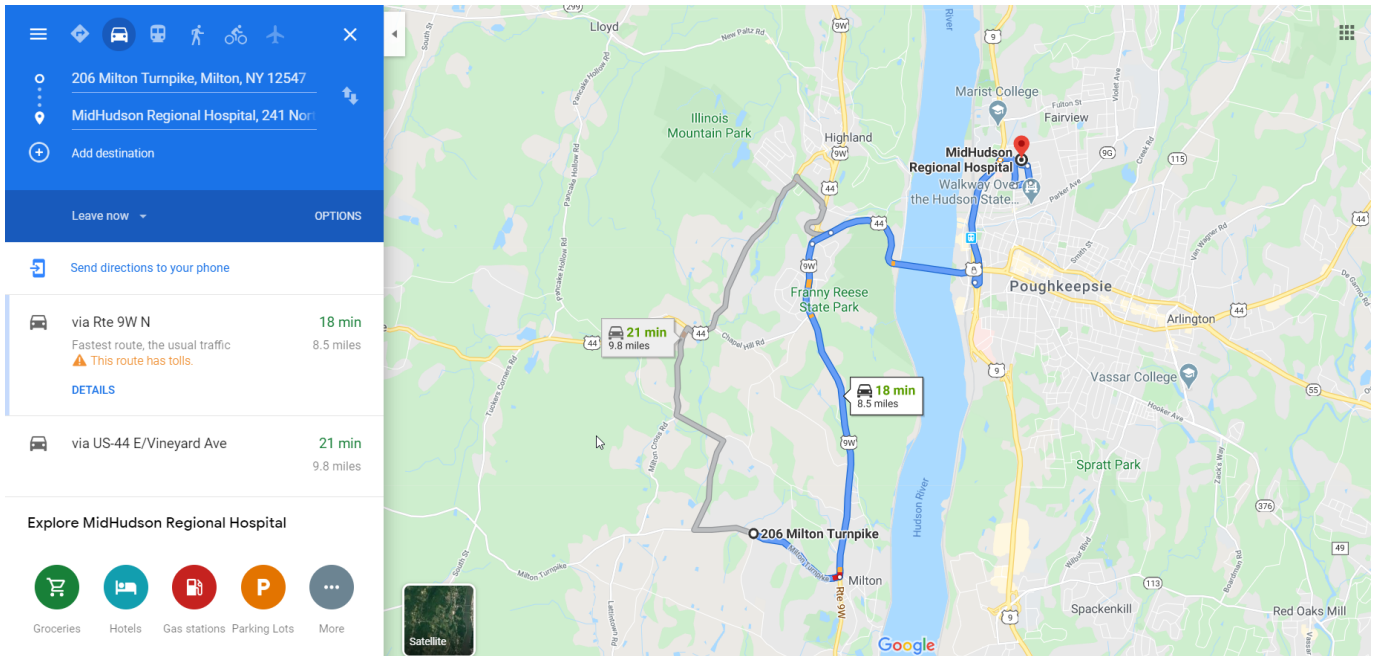
Sudden inclement weather can infringe upon field personnel. Emergency preparedness and caution are the best defense. Field crew members performing work outdoors should carry the appropriate clothing for this type of weather. Staff

should pay close attention to the weather forecast on a daily basis to look for signs of inclement weather. These signs include towering thunderheads, darkening skies, or a sudden increase in wind. If stormy weather ensues, field personnel should discontinue work and seek shelter until the storm has passed. Stay away from open water, metal equipment, wire fences and metal pipes. Other general precautions include, but are not limited to:

- Know where to go and how long it will take to get there. If possible, take refuge in a large building or vehicle. Do not go into a shed in an open area.
- The inclination to see trees as enormous umbrellas is the most frequent and deadly mistake. Avoid standing under large trees, poles, antennae's and towers.
- If the area is wide open, go to a valley or ravine, but be aware of flash flooding.
- If you are caught in a level open area during an electrical storm and start to feel your hair stand on top of your head then you should drop to your knees, bend forward and crouch. This technique will make you less vulnerable to electrocution.
- Do not lie down this is dangerous and can cause the wet earth to conduct electricity.
- Do not touch the ground with your hands.
- Do not use telephones during electrical storms, except in the case of emergency.
- Remember: lightning can strike several miles from the parent cloud, so work should be stopped and restarted accordingly.
- Lightning safety recommendation is 30-30, this translates to seek protection when thunder sounds within 30 seconds after a lightening flash and do not resume work until 30 minute after the last thunder clap. Stay alert for high winds that can cause unsafe conditions. Working in high wind conditions should be avoided. If continuous high wind persists then staff should seek shelter. All employees will stand down when lightning reaches a range of **8 Miles**.

8.0 Emergency Directions

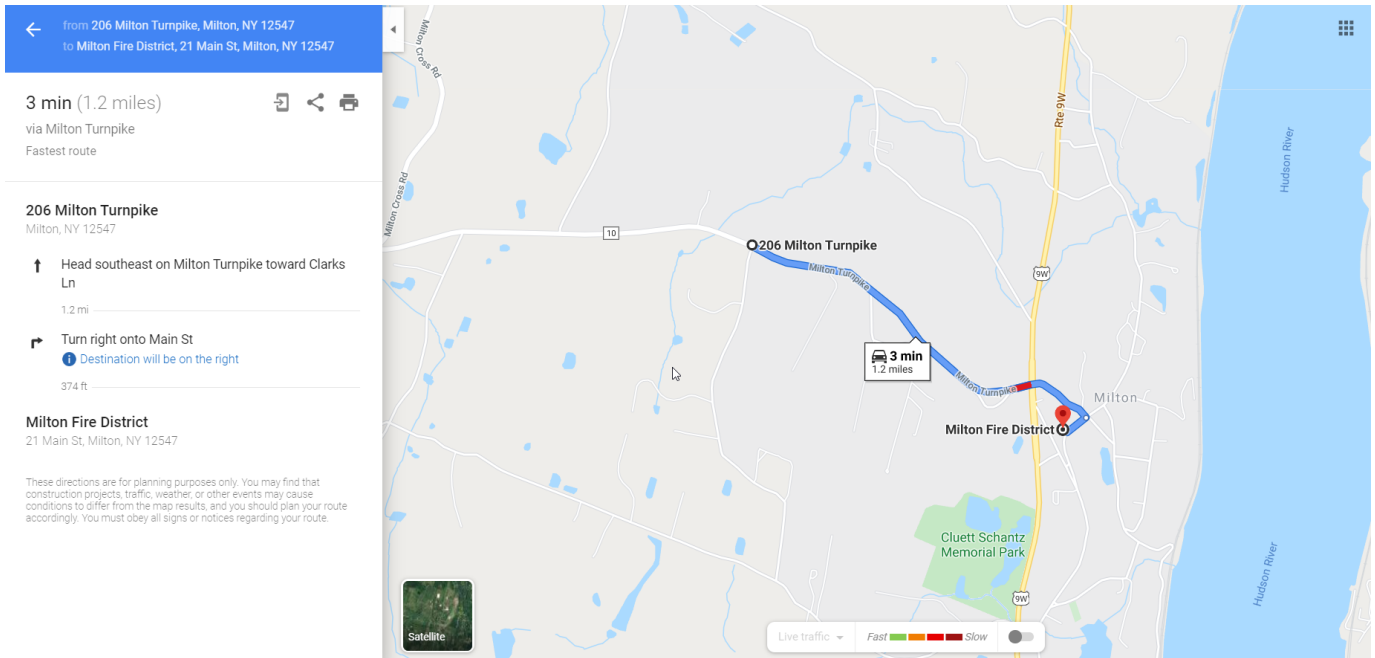
Hospital Directions:



- Head southeast on Milton Turnpike towards Clarks Ln (1.0 mi)
- Follow Rte 9W N, US-44 E and U.S. 9 N to NY-9G N in Poughkeepsie (6.7 mi)
- Continue on NY-9G N to your destination in Fairview (0.8 mi)
- Turn right - Destination will be on the right (62 ft)

End: MidHudson Regional Hospital 241 North Rd, Poughkeepsie, NY 12601

Fire Department Directions:

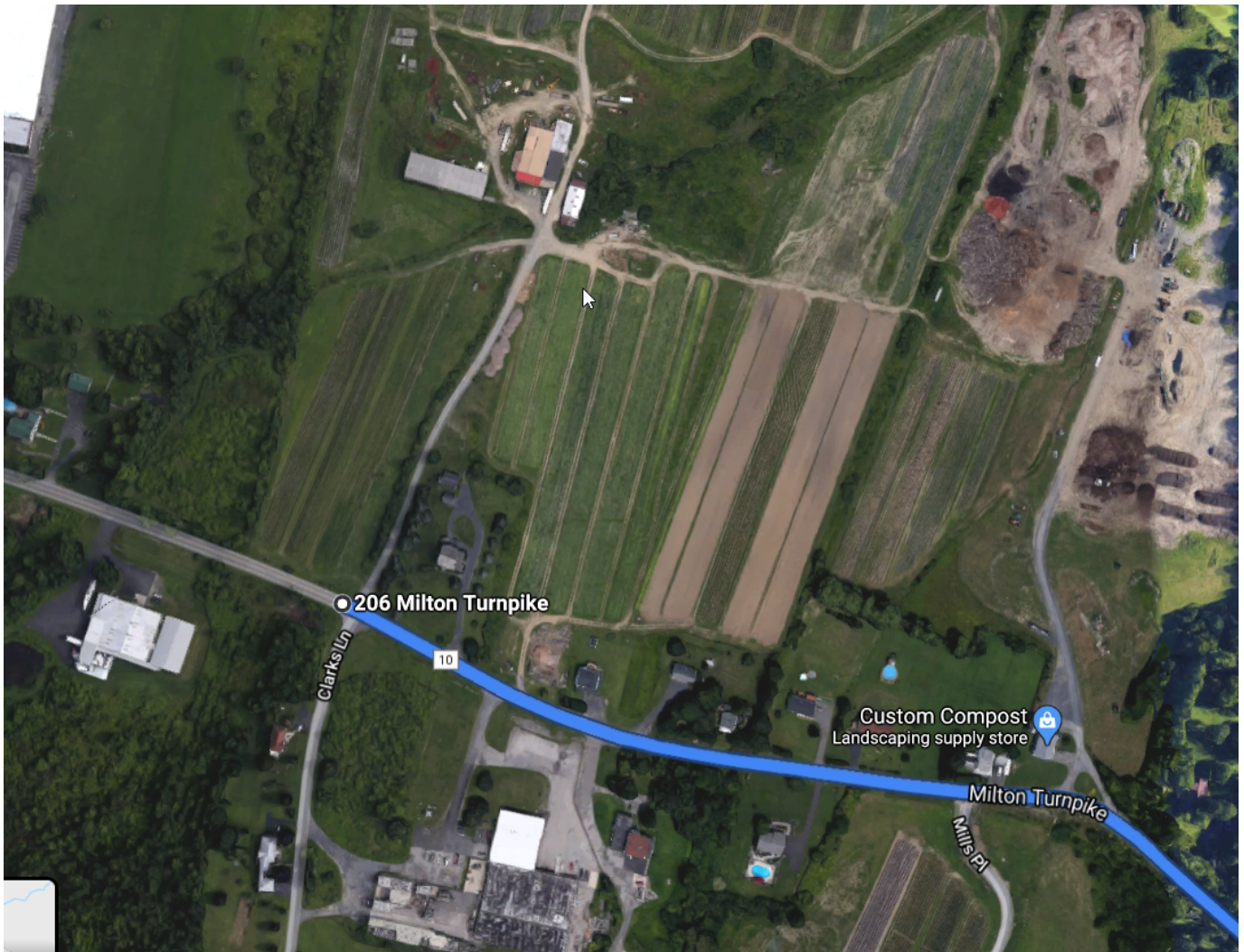


Start: 206 Milton Tpke, Milton, NY 12547

- Head southeast on Milton Turnpike toward Clarks Ln (1.2 mi)
- Turn right onto Main St. Destination will be on the left (374 ft)

End: Milton Fire District 21 Main St, Milton, NY 12547

9.0 Evacuation Route Aerial View



10.0 Emergency Contacts

**IN THE EVENT THAT THERE IS AN EMERGENCY THE AIR HORN A WILL SOUND.
AFTER THE HORN THERE WILL BE A MESSAGE INDICATING THE TYPE OF
EMERGENCY FOLLOWED BY DIRECTION.**

IMMEDIATE MUSTER POINT: CYPRESS CREEK CONSTRUCTION TRAILER

IMMEDIATE ALTERNATE: LAYDOWN YARD

OFFSITE MUSTER POINT: MILTON FIRE DISTRICT

CYPRESS CREEK SAFETY MANAGER (ERC):

Dennis Costner	Safety Director	(704) 300-5450
----------------	-----------------	----------------

FIRE:

Milton Fire District	21 Main St, Milton, NY 12547	845-795-2355
----------------------	---------------------------------	--------------

MEDICAL/FIRST AID CLINIC:

MidHudson Regional Hospital Emergency Room	241 North Rd, Poughkeepsie, NY 12601	845-483-5000
---	---	--------------

HOSPITAL:

MidHudson Regional Hospital	241 North Rd, Poughkeepsie, NY 12601	845-483-5000
--------------------------------	---	--------------

POLICE DEPARTMENT:

Milton Police Department	1650 Rte 9W, Milton, NY 12547	845-795-2181
Ulster County Sheriffs Department	3063 NY-208, Wallkill, NY 12589	845-895-3011

ALTERNATE EMERGENCY CALL: 911