

THOMAS CORCORAN - BUILDING INSPECTOR
MONTHLY REPORT - BUILDING DEPARTMENT
MONTH OF: SEPTEMBER 2021

CERTIFICATE OF OCCUPANCY	4	STOP WORK ORDER	0
REQUEST FOR INFORMATION	19	ZBA APPLICATION	0
TRAILER PARK RENEWALS	0	ORDER TO REMEDY	8
BUILDING EXTENSIONS	3	COMPLAINTS	22
FIRE INSPECTIONS	30	BURN PERMITS ISSUED	15
FIRE CALLS	1	CLOTHING BIN RENEWALS	0
 TOTAL MILEAGE	 869	 TOTAL GAS USAGE	 72

BUILDING PERMITS

ADDITION / RENOVATION	7	POOL / HOT TUB	1
BARN	1	ROOF	5
BURNING	15	SHED	4
CARPORT / GARAGE	1	SIGNS	1
COMMERCIAL	1	SINGLE FAMILY	3
DECK/STAIRS	1	SOLAR PANELS	2
ELECTRICAL / HVAC	9	TANK INSTALL / REMOVAL	2
FURNACE / BOILER	0	WIRELESS COMMUNICATION	2
MULTI FAMILY	1	WOOD / PELLET STOVE	1
 TOTAL PERMITS	 57	 EST. COST OF BUILDINGS	 \$4,965,580.00

FEES COLLECTED

CERTIFICATE OF OCCUPANCY	\$600.00
PERMIT EXTENSIONS	\$1,000.20
BUILDING PERMITS	\$10,449.00
REQUEST FOR INFORMATION	\$1,950.00
TOTAL BUILDING FEES	\$13,999.20
 FIRE INSPECTIONS	 \$2,060.00
TRAILER PARK RENEWALS	\$0.00
TOTAL FIRE FEES	\$2,060.00
 BURNING FEES	 \$75.00
 ZBA APPLICATIONS	 \$0.00
ZBA ESCROW	\$0.00
TOTAL FEES	\$16,134.20

**Police Department
Town of Marlborough**

MEMORANDUM

To: Town Board of the Town of Marlborough

From: Chief Coccozza

Date: October 12, 2021

Subject: Activity Summary for the Month of September 2021



Following is a summary of the activity of the Police Department for the month of September 2021

<u>MOTOR VEHICLE ACCIDENT</u>	September 21	Yr. Date 21	September 20	Yr. Date 20
Personal injury	7	31	7	41
Fatal	0	0	0	0
Property Damage	23	150	11	131
Total	30	181	18	172

<u>SUMMONSES ISSUED</u>	September 21	Yr. Date 21	September 20	Yr. Date 20
Vehicle and Traffic	85	622	84	665
Parking	0	8	6	84

<u>COMPLAINT ACTIVITY</u>	September 21	Yr. Date 21	September 20	Yr. Date 20
Total Blotter Entries	1574	14195	1386	10869
Total Arrests	32	132	13	117

<u>TOTAL TELEPHONE CALLS</u>	September 21	Yr. Date 21	September 20	Yr. Date 20
	1825	16792	1806	14657

POLICE DEPARTMENT OVERTIME HOURS payroll 19 & 20

Full Time Officer Overtime	(see attached)	(see attached)
Full Time Officer Grant O/T	(see attached)	(see attached)
Part Time Officer Overtime	(see attached)	(see attached)
Part Time Officer Gant O/T	(see attached)	(see attached)
Full Time Dispatchers Overtime	8 (\$329) 20	26.5 (\$1142) 71.5
Part Time Dispatchers Overtime	24 (\$624) 128	26 (\$578) 110

<u>Police Mileage</u>	10354	100463	12415	104881
-----------------------	-------	--------	-------	--------

Police Department
Town of Marlborough



MEMORANDUM

Activity Summary for the month of September 2021

Page 2.

Police Department Payroll 19 & 20 Regular Hours

	September 21	Yr. Date	September 20	Yr. Date
Full Time Police Officer	1120	9618	1120	11266.5
Part Time Police Officer	1169	9101.25	860	7255.5
Full Time Dispatcher	320	3040	320	2880
Part Time Dispatcher	481.25	3475.25	464	3838
Traffic Officer	56.25	306.25	0	193


Police Department Fuel Consumption

Police	1123.186	10280.596	1032.975	7672.422
--------	----------	-----------	----------	----------

Use of Force

0-use of force YTD 1- use of force
1-deer YTD 6 - deer
2- Hands YTD 4- hands

Civilian Complaints 0




Incident Breakdown By Month Report



Print Date/Time: 10/08/2021 10:10
Login ID: jvanamburgh.marfpd
Year: 2021

Marlborough Town Police Department
ORI Number: NY0555800
Incident Type: All

Incident Type	January		February		March		April		May		June		July		August		September		October		November		December		Yearly Totals
	#	%	#	%	#	%	#	%	#	%	#	%	#	%	#	%	#	%	#	%	#	%	#	%	
7 Digit Call	2	5.0	1	2.5	2	5.0	3	7.5	5	12.5	7	17.5	3	7.5	7	17.5	7	17.5	3	7.5	0	0.0	0	0.0	40
911 Abandoned	0	0.0	1	6.7	4	26.7	2	13.3	2	13.3	2	13.3	2	13.3	1	6.7	1	6.7	0	0.0	0	0.0	0	0.0	15
911 Misdialed	2	11.8	1	5.9	0	0.0	6	35.3	0	0.0	1	5.9	2	11.8	3	17.6	1	5.9	1	5.9	0	0.0	0	0.0	17
911 No Voice Call	0	0.0	1	12.5	1	12.5	2	25.0	0	0.0	0	0.0	0	0.0	2	25.0	1	12.5	1	12.5	0	0.0	0	0.0	8
Abandoned	0	0.0	0	0.0	1	16.7	0	0.0	1	16.7	3	50.0	1	16.7	0	0.0	0	0.0	0	0.0	0	0.0	0	0.0	6
Accident Personal	4	12.9	3	9.7	2	6.5	2	6.5	2	6.5	3	9.7	6	19.4	2	6.5	7	22.6	0	0.0	0	0.0	0	0.0	31
Accident Property	21	13.4	20	12.7	17	10.8	7	4.5	20	12.7	14	8.9	13	8.3	15	9.6	23	14.6	7	4.5	0	0.0	0	0.0	157
Alarm Burglary	19	8.8	12	5.6	23	10.7	22	10.2	32	14.9	29	13.5	28	13.0	27	12.6	20	9.3	3	1.4	0	0.0	0	0.0	215
Alarm Panic	0	0.0	0	0.0	4	25.0	4	25.0	3	18.8	1	6.3	0	0.0	1	6.3	2	12.5	1	6.3	0	0.0	0	0.0	16
Animal	5	6.5	2	2.6	6	7.8	3	3.9	11	14.3	10	13.0	15	19.5	11	14.3	10	13.0	4	5.2	0	0.0	0	0.0	77
Assault	1	100.0	0	0.0	0	0.0	0	0.0	0	0.0	0	0.0	0	0.0	0	0.0	0	0.0	0	0.0	0	0.0	0	0.0	1
Assist EMS	48	9.5	49	9.7	61	12.0	52	10.3	46	9.1	55	10.8	56	11.0	63	12.4	65	12.8	12	2.4	0	0.0	0	0.0	507
Assist Fire	16	10.3	19	12.3	15	9.7	6	3.9	14	9.0	21	13.5	25	16.1	15	9.7	22	14.2	2	1.3	0	0.0	0	0.0	155
Assist Other	6	12.8	5	10.6	5	10.6	4	8.5	3	6.4	8	17.0	7	14.9	3	6.4	6	12.8	0	0.0	0	0.0	0	0.0	47
ATV Complaint	0	0.0	0	0.0	0	0.0	4	19.0	4	19.0	5	23.8	6	28.6	0	0.0	2	9.5	0	0.0	0	0.0	0	0.0	21
Bad Check	0	0.0	0	0.0	0	0.0	0	0.0	1	100.0	0	0.0	0	0.0	0	0.0	0	0.0	0	0.0	0	0.0	0	0.0	1
BOLO	0	0.0	3	50.0	0	0.0	1	16.7	1	16.7	0	0.0	1	16.7	0	0.0	0	0.0	0	0.0	0	0.0	0	0.0	6
Burglary	0	0.0	0	0.0	1	16.7	0	0.0	1	16.7	2	33.3	1	16.7	1	16.7	0	0.0	0	0.0	0	0.0	0	0.0	6
Child Abuse	0	0.0	1	100.0	0	0.0	0	0.0	0	0.0	0	0.0	0	0.0	0	0.0	0	0.0	0	0.0	0	0.0	0	0.0	1
Civil Matter	1	11.1	1	11.1	0	0.0	0	0.0	2	22.2	1	11.1	4	44.4	0	0.0	0	0.0	0	0.0	0	0.0	0	0.0	9
Criminal Mischief	5	27.8	2	11.1	1	5.6	1	5.6	0	0.0	3	16.7	4	22.2	1	5.6	0	0.0	1	5.6	0	0.0	0	0.0	18
Diabetic	0	0.0	0	0.0	0	0.0	0	0.0	0	0.0	0	0.0	0	0.0	1	100.0	0	0.0	0	0.0	0	0.0	0	0.0	1
Disabled Vehicle	4	8.2	8	16.3	4	8.2	3	6.1	4	8.2	5	10.2	4	8.2	4	8.2	9	18.4	4	8.2	0	0.0	0	0.0	49
Disorderly	0	0.0	2	14.3	4	28.6	1	7.1	2	14.3	2	14.3	2	14.3	0	0.0	1	7.1	0	0.0	0	0.0	0	0.0	14
Dispute	9	10.5	4	4.7	10	11.6	8	9.3	5	5.8	15	17.4	7	8.1	10	11.6	14	16.3	4	4.7	0	0.0	0	0.0	86
Domestic Dispute	10	12.7	5	6.3	7	8.9	6	7.6	7	8.9	12	15.2	10	12.7	13	16.5	7	8.9	2	2.5	0	0.0	0	0.0	79




Incident Breakdown By Month Report



Print Date/Time: 10/08/2021 10:10
Login ID: jvanamburgh.marlpd
Year: 2021

Marlborough Town Police Department
ORI Number: NY0555800
Incident Type: All

Incident Type	January		February		March		April		May		June		July		August		September		October		November		December		Yearly Totals
	#	%	#	%	#	%	#	%	#	%	#	%	#	%	#	%	#	%	#	%	#	%	#	%	
Erratic Vehicle	5	5.9	1	1.2	10	11.8	8	9.4	18	21.2	4	4.7	10	11.8	10	11.8	14	16.5	5	5.9	0	0.0	0	0.0	85
Error	0	0.0	0	0.0	0	0.0	0	0.0	1	33.3	0	0.0	0	0.0	0	0.0	1	33.3	1	33.3	0	0.0	0	0.0	3
Fainting/Dizziness	0	0.0	0	0.0	0	0.0	0	0.0	0	0.0	0	0.0	0	0.0	0	0.0	1	100.0	0	0.0	0	0.0	0	0.0	1
Fight	0	0.0	0	0.0	1	16.7	1	16.7	1	16.7	0	0.0	0	0.0	1	16.7	2	33.3	0	0.0	0	0.0	0	0.0	6
Fireworks	0	0.0	0	0.0	0	0.0	1	20.0	1	20.0	0	0.0	1	20.0	0	0.0	2	40.0	0	0.0	0	0.0	0	0.0	5
Foot Patrol	0	0.0	0	0.0	0	0.0	0	0.0	0	0.0	1	50.0	1	50.0	0	0.0	0	0.0	0	0.0	0	0.0	0	0.0	2
Forgery	0	0.0	0	0.0	0	0.0	0	0.0	1	100.0	0	0.0	0	0.0	0	0.0	0	0.0	0	0.0	0	0.0	0	0.0	1
Fraud	0	0.0	2	5.7	7	20.0	10	28.6	6	17.1	2	5.7	2	5.7	1	2.9	4	11.4	1	2.9	0	0.0	0	0.0	35
Harassment	7	20.0	1	2.9	9	25.7	0	0.0	6	17.1	3	8.6	2	5.7	3	8.6	2	5.7	2	5.7	0	0.0	0	0.0	35
Identity Theft	0	0.0	0	0.0	0	0.0	2	50.0	0	0.0	1	25.0	0	0.0	0	0.0	1	25.0	0	0.0	0	0.0	0	0.0	4
Indecent Exposure	0	0.0	0	0.0	0	0.0	2	100.0	0	0.0	0	0.0	0	0.0	0	0.0	0	0.0	0	0.0	0	0.0	0	0.0	2
Information	14	16.3	5	5.8	5	5.8	11	12.8	12	14.0	20	23.3	9	10.5	6	7.0	4	4.7	0	0.0	0	0.0	0	0.0	86
Juvenile	0	0.0	0	0.0	2	50.0	1	25.0	0	0.0	0	0.0	0	0.0	1	25.0	0	0.0	0	0.0	0	0.0	0	0.0	4
Larceny	5	15.6	2	6.3	4	12.5	4	12.5	4	12.5	4	12.5	6	18.8	1	3.1	2	6.3	0	0.0	0	0.0	0	0.0	32
Lock Out	8	10.1	4	5.1	9	11.4	13	16.5	12	15.2	11	13.9	5	6.3	7	8.9	7	8.9	3	3.8	0	0.0	0	0.0	79
Lost or Missing	0	0.0	1	20.0	0	0.0	0	0.0	0	0.0	2	40.0	0	0.0	1	20.0	1	20.0	0	0.0	0	0.0	0	0.0	5
Mental Health Law	0	0.0	0	0.0	0	0.0	0	0.0	0	0.0	0	0.0	2	100.0	0	0.0	0	0.0	0	0.0	0	0.0	0	0.0	2
New Call	2	20.0	1	10.0	1	10.0	1	10.0	0	0.0	0	0.0	0	0.0	1	10.0	4	40.0	0	0.0	0	0.0	0	0.0	10
Noise Complaint	2	5.3	0	0.0	1	2.6	3	7.9	4	10.5	5	13.2	11	28.9	3	7.9	8	21.1	1	2.6	0	0.0	0	0.0	38
NYS Pause	2	66.7	0	0.0	0	0.0	1	33.3	0	0.0	0	0.0	0	0.0	0	0.0	0	0.0	0	0.0	0	0.0	0	0.0	3
Officer Needs	0	0.0	0	0.0	0	0.0	0	0.0	0	0.0	0	0.0	1	50.0	1	50.0	0	0.0	0	0.0	0	0.0	0	0.0	2
Open Door	0	0.0	0	0.0	1	50.0	0	0.0	0	0.0	1	50.0	0	0.0	0	0.0	0	0.0	0	0.0	0	0.0	0	0.0	2
Police Public	2	4.9	7	17.1	6	14.6	3	7.3	4	9.8	5	12.2	2	4.9	2	4.9	8	19.5	2	4.9	0	0.0	0	0.0	41
Police Station	0	0.0	1	6.7	2	13.3	2	13.3	3	20.0	1	6.7	4	26.7	2	13.3	0	0.0	0	0.0	0	0.0	0	0.0	15
Property Check	1109	10.7	1075	10.4	1198	11.6	1234	11.9	1101	10.6	936	9.0	992	9.6	1333	12.9	1073	10.4	303	2.9	0	0.0	0	0.0	10354
Property Found	2	13.3	0	0.0	1	6.7	4	26.7	2	13.3	3	20.0	0	0.0	2	13.3	1	6.7	0	0.0	0	0.0	0	0.0	15



Incident Breakdown By Month Report



Print Date/Time: 10/08/2021 10:10
Login ID: jvanamburgh.marlpd
Year: 2021

Marlborough Town Police Department
ORI Number: NY0555800
Incident Type: All

Incident Type	January		February		March		April		May		June		July		August		September		October		November		December		Yearly Totals
	#	%	#	%	#	%	#	%	#	%	#	%	#	%	#	%	#	%	#	%	#	%	#	%	
Property Lost	2	7.4	2	7.4	6	22.2	3	11.1	1	3.7	8	29.6	1	3.7	1	3.7	3	11.1	0	0.0	0	0.0	0	0.0	27
Property Retrieval	3	27.3	0	0.0	0	0.0	1	9.1	0	0.0	0	0.0	2	18.2	5	45.5	0	0.0	0	0.0	0	0.0	0	0.0	11
Psychiatric	1	3.8	4	15.4	4	15.4	1	3.8	2	7.7	4	15.4	4	15.4	5	19.2	1	3.8	0	0.0	0	0.0	0	0.0	26
Railroad Incident	0	0.0	0	0.0	0	0.0	0	0.0	0	0.0	0	0.0	0	0.0	0	0.0	1	100.0	0	0.0	0	0.0	0	0.0	1
Road Hazard	7	10.4	6	9.0	11	16.4	4	6.0	4	6.0	8	11.9	5	7.5	9	13.4	12	17.9	1	1.5	0	0.0	0	0.0	67
Robbery	0	0.0	0	0.0	0	0.0	0	0.0	0	0.0	0	0.0	0	0.0	1	100.0	0	0.0	0	0.0	0	0.0	0	0.0	1
School Check	39	5.8	56	8.3	33	4.9	95	14.0	91	13.4	84	12.4	73	10.8	95	14.0	80	11.8	31	4.6	0	0.0	0	0.0	677
School Incident	0	0.0	0	0.0	0	0.0	1	50.0	1	50.0	0	0.0	0	0.0	0	0.0	0	0.0	0	0.0	0	0.0	0	0.0	2
Serve Papers	6	25.0	2	8.3	6	25.0	3	12.5	1	4.2	2	8.3	1	4.2	3	12.5	0	0.0	0	0.0	0	0.0	0	0.0	24
Sex Offense	0	0.0	0	0.0	0	0.0	0	0.0	0	0.0	1	100.0	0	0.0	0	0.0	0	0.0	0	0.0	0	0.0	0	0.0	1
Shots Fired	1	16.7	1	16.7	0	0.0	0	0.0	1	16.7	1	16.7	2	33.3	0	0.0	0	0.0	0	0.0	0	0.0	0	0.0	6
Sick/Unknown	0	0.0	0	0.0	0	0.0	0	0.0	0	0.0	0	0.0	1	50.0	1	50.0	0	0.0	0	0.0	0	0.0	0	0.0	2
Special Detail	3	6.8	7	15.9	1	2.3	8	18.2	5	11.4	2	4.5	4	9.1	6	13.6	7	15.9	1	2.3	0	0.0	0	0.0	44
Suicide or	1	25.0	2	50.0	1	25.0	0	0.0	0	0.0	0	0.0	0	0.0	0	0.0	0	0.0	0	0.0	0	0.0	0	0.0	4
Suspicious	10	7.6	15	11.4	13	9.8	8	6.1	14	10.6	14	10.6	20	15.2	20	15.2	18	13.6	0	0.0	0	0.0	0	0.0	132
Suspicious Mail or	0	0.0	0	0.0	1	50.0	1	50.0	0	0.0	0	0.0	0	0.0	0	0.0	0	0.0	0	0.0	0	0.0	0	0.0	2
Traffic Complaint	8	8.9	5	5.6	7	7.8	9	10.0	5	5.6	8	8.9	12	13.3	15	16.7	20	22.2	1	1.1	0	0.0	0	0.0	90
Traffic Stop	34	5.7	46	7.7	91	15.2	37	6.2	94	15.7	42	7.0	88	14.7	74	12.4	73	12.2	18	3.0	0	0.0	0	0.0	597
Transport	0	0.0	1	100.0	0	0.0	0	0.0	0	0.0	0	0.0	0	0.0	0	0.0	0	0.0	0	0.0	0	0.0	0	0.0	1
Trespass	2	14.3	0	0.0	2	14.3	2	14.3	1	7.1	3	21.4	0	0.0	2	14.3	2	14.3	0	0.0	0	0.0	0	0.0	14
Unknown Police	0	0.0	1	14.3	1	14.3	0	0.0	2	28.6	0	0.0	1	14.3	1	14.3	1	14.3	0	0.0	0	0.0	0	0.0	7
Unwanted Subject	4	36.4	1	9.1	3	27.3	0	0.0	0	0.0	1	9.1	0	0.0	2	18.2	0	0.0	0	0.0	0	0.0	0	0.0	11
Vehicle and Traffic	0	0.0	0	0.0	0	0.0	0	0.0	0	0.0	0	0.0	1	100.0	0	0.0	0	0.0	0	0.0	0	0.0	0	0.0	1
Vehicle	3	27.3	3	27.3	0	0.0	0	0.0	0	0.0	1	9.1	1	9.1	1	9.1	2	18.2	0	0.0	0	0.0	0	0.0	11
Warrant Execution	2	18.2	2	18.2	0	0.0	1	9.1	0	0.0	2	18.2	1	9.1	1	9.1	2	18.2	0	0.0	0	0.0	0	0.0	11
Water Emergency	0	0.0	0	0.0	0	0.0	0	0.0	1	100.0	0	0.0	0	0.0	0	0.0	0	0.0	0	0.0	0	0.0	0	0.0	1



Incident Breakdown By Month Report



Print Date/Time: 10/08/2021 10:10
Login ID: jvanamburgh.marlpd
Year: 2021

Marlborough Town Police Department
ORI Number: NY0555800
Incident Type: All

Incident Type	January		February		March		April		May		June		July		August		September		October		November		December		Yearly Totals
	#	%	#	%	#	%	#	%	#	%	#	%	#	%	#	%	#	%	#	%	#	%	#	%	
Weapons Seizure	0	0.0	0	0.0	0	0.0	0	0.0	0	0.0	1	100.0	0	0.0	0	0.0	0	0.0	0	0.0	0	0.0	0	0.0	1
Welfare Check	15	10.1	14	9.4	7	4.7	27	18.1	14	9.4	10	6.7	26	17.4	14	9.4	19	12.8	3	2.0	0	0.0	0	0.0	149
Total:	1452	10.1	1408	9.8	1612	11.2	1639	11.4	1579	11.0	1390	9.7	1488	10.4	1811	12.6	1574	11.0	418	2.9	0	0.0	0	0.0	14371

Police Officer Overtime (these figures are not exact and are intended for budget use and tracking)
 Figures are up to date of last payroll

<u>Line Item</u>	<u>Yr. to Date</u>	<u>Budgeted</u>	<u>remaining</u>	<u>% utilized</u>
Admin	\$950	\$3,092	\$2,142	31%
DARE	\$0	\$4,020	\$4,020	0%
F/T Court	\$1,028	\$2,984	\$1,956	34%
F/T Holiday *	\$5,685	\$38,171	\$32,486	15%
F/T Investigations	\$1,333	\$7,908	\$6,575	17%
F/T Shift Cover	\$14,753	\$17,405	\$2,652	85%
F/T Training	\$0	\$4,408	\$4,408	0%
P/T Court	\$914	\$4,359	\$3,445	21%
P/T Holiday *	\$15,816	\$430	(\$15,386)	3678%
P/T Investigations	\$4,424	\$6,826	\$2,402	65%
P/T Shift Cover	\$8,141	\$15,880	\$7,739	51%
P/T Training	\$767	\$4,288	\$3,521	18%
F/T Firearms training	\$1,214	\$3,421	\$2,207	35%
P/T Firearms training	\$4,829	\$4,610	(\$219)	105%
FT Special detail	\$375	\$4,407	\$4,032	9%
PT Special Detail	\$1,372	\$3,348	\$1,976	41%
Total	\$61,601	\$125,557	\$63,956	49%
*Holiday	\$21,501	\$38,601	\$17,100	56%

Police Officer Grant Overtime (these figures are not exact and are intended for budget tracking only)
Figures are up to date of last payroll

Line Item	Yr. to Date	Budgeted	remaining	% utilized
Grant Funds				
BUNY (buckle up NY)	\$938	\$2,000	\$1,062	47%
DWI (driving while intoxicated)	\$609	\$2,000	\$1,391	30%
PTS (police traffic services)	\$1,259	\$4,000	\$2,741	31%

SUPERINTENDENT OF HIGHWAYS

Town of Marlborough
1650 Route 9W, P.O. Box 305
Milton, New York 12547



John Alonge
Highway Superintendent

Phone: 845-795-2272 x 6
Fax: 845-795-6037
Cell: 845-849-5549

Supervisor Lanzetta
Town Clerk Colleen Corcoran
Town Board Members

Monthly Report for September 2021

ROADS: We spent the beginning of the month, cutting brush, sweeping, and cleaning debris from the roads that was created by Hurricane Ida. We did black top repairs to the roads due to replacing or installing pipes and from washouts caused by the storms that occurred. On 9/9 we paved a swale on Bailey's Gap Rd. On 9/13 through 9/23 we did our yearly pavement crack sealing throughout the Town.

DRAINAGE: We cleaned drainage ditch lines on Old Indian Rd. and Dock Rd. Marlboro. We installed 23' x 15" galvanized pipe at the intersection of Highland Ave. and Western Ave. On 9/13 and 9/14 we replaced 117'x 12" PVC pipe on Old Indian Rd. at various locations. On 9/22 we installed 30' x 8" PVC pipe along with a new catch basin on Old Indian Rd. On 9/27 we did a catch basin repair at Brooklyn Bottling. We continued doing road patrols, checking, and cleaning out pipe ends and drainage ditches so they would remain in good working condition.

BRUSH/WEEDS: We continued mowing Marlboro and Milton.

IMPROVEMENTS: We've started to construct a much needed shed to protect our brine tanks.

TOWN PARKS: On 9/25 our department participated in the Town of Marlborough's Community Pride Day at the Cluett Schantz Memorial Park.

WATER DEPARTMENT: On 9/16 we assisted the WD with a water main break on Old Post Rd.

SHARED SERVICES: On 9/20 we sent 2 trucks to the Town of Esopus to assist in their blacktopping project.

FUEL USAGE: Gas: 108.171 gallons Diesel: 1,012.663 gallons

Respectfully submitted,

A handwritten signature in cursive script that reads "John Alonge".

John Alonge, Highway Superintendent

**WATER SUPERINTENDENT
TOWN OF MARLBOROUGH
1650 ROUTE 9W, PO BOX 305
MILTON, NY 12547**

**CHARLES MUGGEO
WATER SUPERINTENDENT**

**FAX (845) 795-2031
PHONE (845) 795-5100**

DATE: 10/12/2021

**TO: SUPERVISOR AL LANZETTA
TOWN BOARD MEMBERS
TOWN CLERK**

RE: MONTHLY REPORT FOR SEPTEMBER

Water consumption totaled 16.850 million gallons, which is a daily usage of 561,666
Compared to last month 16.997 million gallons, which is a daily usage of 548.290
Compared to a year ago water consumption was 18,004 million gallons for the month,
which is a daily usage of 600,000.

SUMMARY FOR THE MONTH

HYDRANTS: We continued to paint hydrants.

SERVICE LINE: We had to repair a service line on Western Ave. and Highland Ave.
We also repaired a service line on Berry Ln. and one on Grand St. with the help of the
Highway Dept.

CURB BOXES: We had to repair a curb box on Highland Ave.

WATER MAINS: We had to repair an 8-inch water main on the corner of Johnathan Pl.
and Berry Rd. with the help of the Highway Dept. We had to repair road cuts on Western
Ave. because of a water main break.

SEWER: We had a call for a sewer block up on Grand St.

BILLING: Bills were sent out, if you have any problems or questions feel free to give us
a call. We will be glad to assist you.

At the train station we repaired two sump pumps. We performed a bacteria test and
disinfected the well at the Tomvac Building.

SERVICE LINE INSPECTIONS:

CLOSINGS: 15
MARKOUTS: 45
Gallons of Gas: 205
Gallons of Diesel: 0
Mileage for the month: 1,700

Account Description	Fee Description	Account#	Qty	Local Share
building Dept/ Burn permits	Burn Permits	00-2110	1	50.00
			Sub-Total:	\$50.00
Conservation	Conservation	A1255	21	214.89
			Sub-Total:	\$214.89
Dog Licensing	Female, Spayed	A2544	25	125.00
Dog Licensing	Female, Unspayed	A2544	1	10.00
Dog Licensing	Male, Neutered	A2544	17	80.00
Dog Licensing	Male, Unneutered	A2544	4	40.00
			Sub-Total:	\$255.00
General Fund	Water Service	2144SW	1	700.00
			Sub-Total:	\$700.00
LANDFILL FEES	T/s Permits	00-2130	3	75.00
LANDFILL FEES	T/s Punch Cards	00-2130	21	1,390.00
			Sub-Total:	\$1,465.00
Marriage Lic.	MARRIAGE LICENSE FEE	00-1255	8	140.00
			Sub-Total:	\$140.00
Misc Fees	Building Fees\Building Dept	00-2110	1	24,364.86
Misc Fees	Fire Fees/Building Dept	00-2110	1	415.00
			Sub-Total:	\$24,779.86
MISC. FEES	Accident Reports	00-1255	13	70.00
MISC. FEES	Burgular Permits	00-2590	1	20.00
MISC. FEES	Certified Copies	00-1255	4	180.00
MISC. FEES	Park Fees	00-2001	1	300.00
			Sub-Total:	\$570.00
Total Local Shares Remitted:				\$28,174.75
Amount paid to:	NYS Ag. & Markets for spay/neuter program			57.00
Amount paid to:	NYS Environmental Conservation			3,681.11
Amount paid to:	State Health Dept. For Marriage Licenses			180.00
Total State, County & Local Revenues:				\$32,092.86
Total Non-Local Revenues:				\$3,918.11

To the Supervisor:

Pursuant to Section 27, Sub 1, of the Town Law, I hereby certify that the foregoing is a full and true statement of all fees and monies received by me, Colleen Corcoran Town Clerk, Town of Marlborough during the period stated above, in connection with my office, excepting only such fees and monies, the application of which are otherwise provided for by law.

Supervisor

Date

Town Clerk

Date

Water Quality Management, Inc.
P.O. Box 655
Marlboro, NY 12542

October 11, 2021

For the month of September 2021, both the Marlboro and Milton Wastewater Treatment Plants complied with all the SPDES requirements. The following are monthly statistics for both plants;

Marlboro WWTP

- Average Daily Flow = **158,000** gallons per day.
 - (About 90% of design capacity.)
- Average BOD removal = **98%**
- Average Suspended Solids removal = **96%**

Milton WWTP

- Average Daily flow = **43,000** gallons per day.
 - (About 78% of design capacity)
- Average BOD removal = **99%**
- Average Suspended Solids removal = **92%**

Both the Marlboro and Milton treatment plants operated normally during the month of September without any major changes or events. The high flows were due to the several storm events we had this month. The DEC performed their yearly inspection at the Marlboro WWTP in September. The two issues they identified were not having a second discharge sign and a large amount of grease entering with the sewer water. We have obtained and installed the new sign but in order to reduce the amount of grease someone with the town will need to physically inspect the grease traps on our collection system. We are still deciding on how to address the leak in the Milton aeration line. There is a possibility of patching instead of completely abandoning the line, just waiting on a quote from the company that sells the patching compound. Overall, both wastewater treatment plants are in good working order but are getting older. If you need any additional information, please do not hesitate to contact me.

Thank you,
Julian Falco
Water Quality Management, Inc.

21 Milton Turnpike
Marlborough, New York, 12547

Town of Marlborough Dog Control

Andrew McKee-Dog Control Officer Bethany Wager-McKee Deputy Dog Control Officer

October 4, 2021

September 2021 Monthly Report

Monthly Report – 9/1/2021 through 9/30/2021

Overview:

We received a total of 16 calls this month including 4 calls to service from the New York State Police and Ulster County Sherriff.

Responded to 4 active complaints and/or cases which are now closed or resolved

We currently have 2 open case or complaint.

We Impounded 0 stray dogs this month.

1 appearance ticket was issued this month

We have 1 Dangerous Dog hearing in progress in the Marlborough Justice Court

End of report.

Town of Marlborough

Planning Board Review

September 2021

September 2021 Financial Report	
September 2021 Application Fees	\$4,937.08
September 2021 Escrow Fees	\$5,846.96
September 2021 Recreation Fees	\$8,000
September 2021 Invoices	\$1,933.20

Meeting: September 6, 2021

Meeting Canceled

NEXT Deadline

Friday, September 10, 2021

NEXT Scheduled Meeting

Monday, September 20, 2021

Meeting: September 20, 2021 / 7:30 PM

ATTENDEES

Chris Brand, Manny Cauchi, Steve Clarke, Cindy Lanzetta, Bob Troncillito,
James Garofalo

AGENDA

Approval of Stenographic Minutes for 8/16/2021

Approval for the above minutes was granted unanimously.

Chevers Air B&B, 45 Cross Road, Marlboro: Public Hearing, Site Plan

- The Public Hearing was opened and closed with limited input from the public. The Board authorized their attorney to prepare a Resolution of Approval for the next Meeting.

Bishop Subdivision, New Road / Mahoney Road, Milton: Public Hearing, Subdivision

- The Public Hearing was opened and closed with limited input from the public. A Negative Declaration was granted and the Board authorized their attorney to prepare a Resolution of Approval for the next Meeting.

Taddeo / Giametta, 14, 16 & 18 Riverwood Dr., Milton: Sketch, Lot Line

- The applicant's representative reviewed plans which will result in four parcels becoming two. A Public Hearing was scheduled for the October 18, 2021 Meeting. The Board authorized their attorney to prepare a Resolution of Approval for the next Meeting should no significant public input require remediation.

Gallo Subdivision, 46 Idlewild Rd., Marlboro: Sketch, Subdivision

- The applicant's representative provided details for the project. Questions regarding on site agricultural uses, setbacks, water provisions, and relocation of the driveway were discussed. The applicant will clarify these issues.

Henry's Farm to Table, 220 North Rd., Milton: Sketch, Site Plan

- The applicant and their representative provided detailed responses to questions raised at the July meeting to expand the restaurant facility on site. The project requires review from the Ulster County Planning Board. A Public Hearing was scheduled for October 18, 2021.

Pollock & Kent, 39-54 Main St., Milton: Sketch, Lot Line

Pollock & Kent, 39-54 Main St., Milton: Sketch, Site Plan

- The Board reviewed both applications simultaneously due to their connectivity. The applicant provided details of altering lot lines with an adjacent property owner in order to facilitate their mixed use proposal on Main Street. Questions regarding on site, street, and other parking areas, deliveries, access, fire suppression systems, building height, signage, traffic striping, stormwater management, and land clearing were all discussed. The project requires review from the Ulster County Planning Board as well as the Jurisdictional Fire Department. The applicant will provide clarification of these issues.

NEXT Deadline

Friday, September 24, 2021

NEXT Scheduled Meeting

Monday, October 4, 2021

Respectfully Submitted,

Chris Brand, Chairman, Town of Marlborough Planning Board